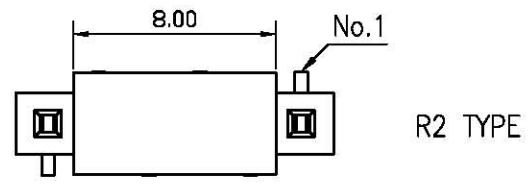
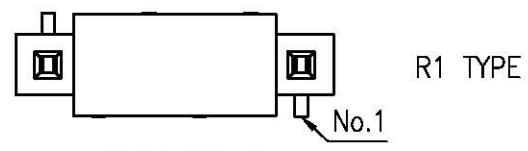


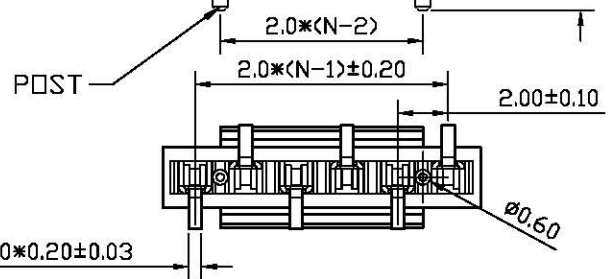
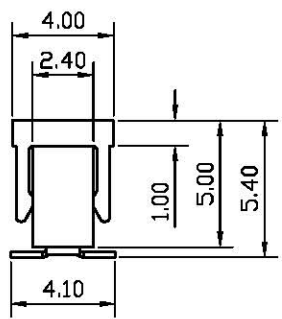
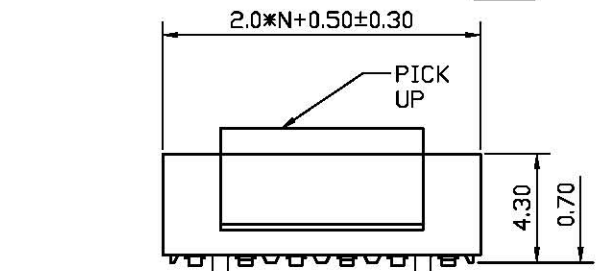
REV.	DESCRIPTION	DRAWN	CHECKED	APPROVED
A	NEW RELEASE	LJC 09/06/08'	~	LJC 09/06/08'
B	整理图面	YCH 10/08/08'	~	LJC 10/08/08'
C	整理图面	YCH 11/01/08'	~	



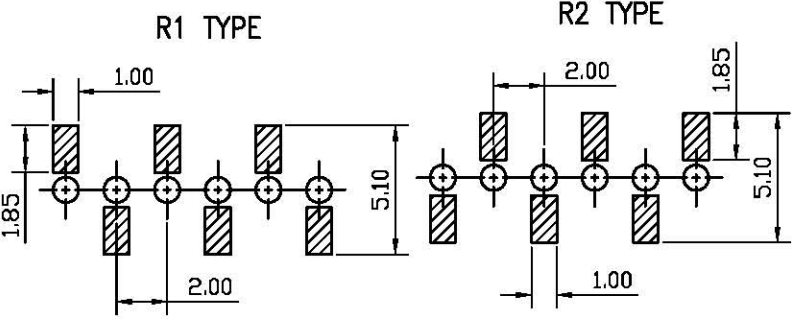
R2 TYPE



R1 TYPE



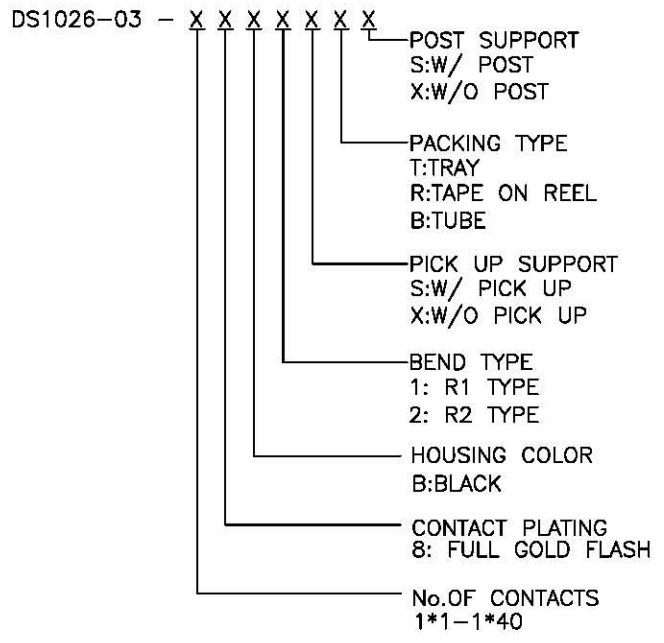
N:NUMBER OF CONTACTS



RECOMMEND PCB LAYOUT(TOLERANCE=±0.05)

NOTES:

- ELECTRICAL CHARACTERISTICS:
  - CONTACT RESISTANCE: 20mΩ Max. INITIAL.
  - DIELECTRIC WITHSTANDING VOLTAGE: 500V AC(rms) FOR 1 MINUTE.
  - INSULATION RESISTANCE: 1000MΩ Min.
- ENVIRONMENT CHARACTERISTICS:
  - OPERATING TEMPERATURE: 0°C~+85°C.
  - STORAGE TEMPERATURE: -20°C~+70°C.
- PART NUMBER: DS1026-03
- PRODUCT NUMBER CODE:



GENERAL TOLERANCE		ANGLE TOLERANCE		PROJECTION		TITLE	2.0 Pitch Female Header Single Row SMT Type	
X.	±0.60	X.	±5'	UNITS	mm			
.X	±0.38	.X	±3'	SHEET SIZE	A4	SERIES	DS1026-03 SERIES	
.XX	±0.25	.XX	±2'					
DRAWING TYPE		CUSTOMER						
SCALE		1:1	SHEET		1 OF 1			
DRAWING NO.		C-DS1026-03-XXXXXX						